

Energy Label 2022

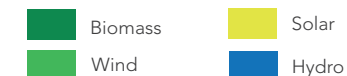
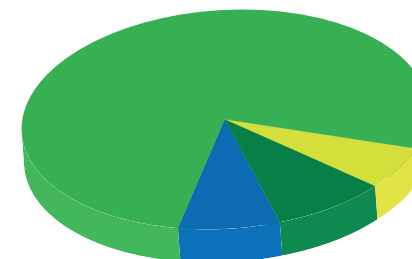
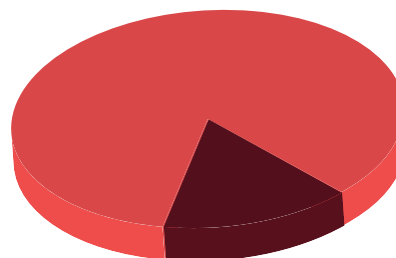

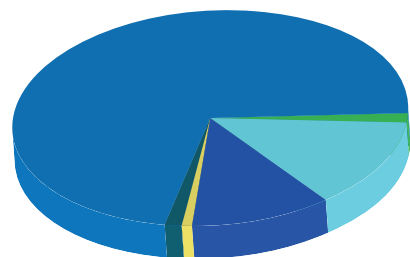
The Energy Label provides insight into the origin of the electricity which Scholt Energy supplied in the Netherlands in 2022. On the basis of this information, you can see how our total supply per product has been broken down in accordance with conventional and renewable energy sources. If you have Guarantee Green or Guarantee Wind, look in the column of the same name for the

origin of your electricity. If you do not purchase Green Electricity, look at the column 'Standard'. Conventional Energy Sources are natural gas, coal, nuclear energy and other non-renewable sources.

For the production of Green Electricity, Scholt Energy deploys wind power, solar energy and biomass. In this Energy Label, you also see the consequences for the environment of the various methods of electricity generation.

This is expressed in the CO₂ emissions and the quantity of nuclear waste that has come into being during the production of the electricity.

This Energy Label is based solely on the electricity supplied by us. The Green Electricity of our producers which was not directly delivered to our customers has not been included in this Energy Label. For more information about this Energy Label 2022, you can always contact us.



Total electricity

Energy Sources	
Natural Gas	72,2%
Coal	0,0%
Nuclear	13,1%
Miscellaneous	0,0%
Biomass	1,3%
Wind	11,4%
Solar	0,9%
Hydro	1,2%
Total	100,0%

Environmental consequences* CO₂-Emissions (g/kWh): 263,09 Nuclear waste (g/kWh): 0,000131

Conventional Energy Sources

Energy Sources	Standard
Natural Gas	84,7%
Coal	0,0%
Nuclear	15,3%
Miscellaneous	0,0%
Total	100,0%

Environmental consequences* CO₂-Emissions (g/kWh): 308,72 Nuclear Waste (g/kWh): 0,000153

Renewable Energy Sources

Energy Sources	Guarantee Green	Guarantee Wind	Misc.
Wind (Netherlands)	0,0%	100,0%	30,8%
Solar (Netherlands)	0,0%	0,0%	24,9%
Biomass (Netherlands)	4,6%	0,0%	6,4%
Wind (Europe)	77,5%	0,0%	5,3%
Solar (Europe)	0,0%	0,0%	0,5%
Biomass (Europe)	17,9%	0,0%	0,0%
Hydro (Europe)	0,0%	0,0%	32,1%
Total	100,0%	100,0%	100,0%

Environmental consequences* CO₂-Emissions (g/kWh): 0,0 Nuclear Waste (g/kWh): 0,000000

* Environmental consequences: The production of electricity has consequences for the environment. Hereby, we show the quantity of CO₂ emissions per kWh and the quantity of nuclear waste produced per kWh. Biomass is regarded as CO₂ neutral, because the CO₂ that is released during the burning was extracted from the atmosphere shortly beforehand.